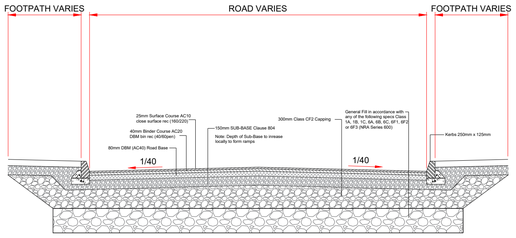

TYPICAL ROAD CROSS SECTION

SCALE 1:50

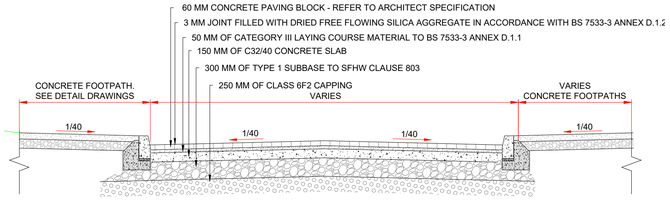

TYPICAL 'SHARED SURFACE' ROAD CROSS SECTION

SCALE 1:50

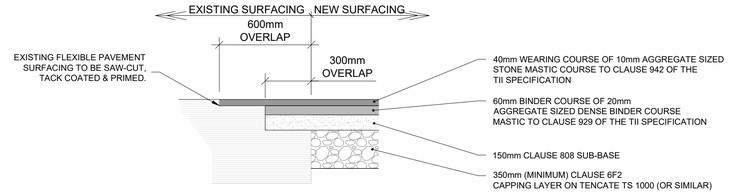

SURFACING INTERFACE DETAIL, EXISTING / PROPOSED ASPHALT

SCALE 1:20

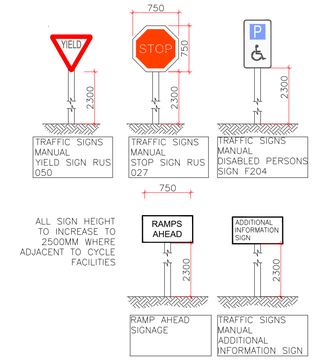

TYPICAL ROAD SIGNS

SCALE 1:50

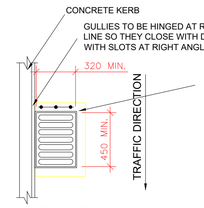

GRATING PLAN

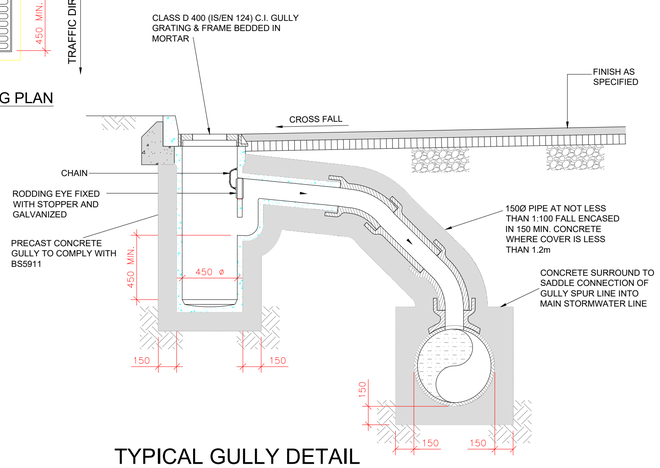

TYPICAL GULLY DETAIL

SCALE 1:25

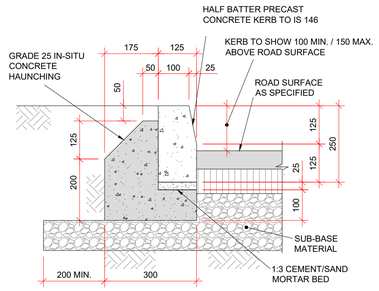

TYPICAL KERB DETAIL

SCALE 1:10

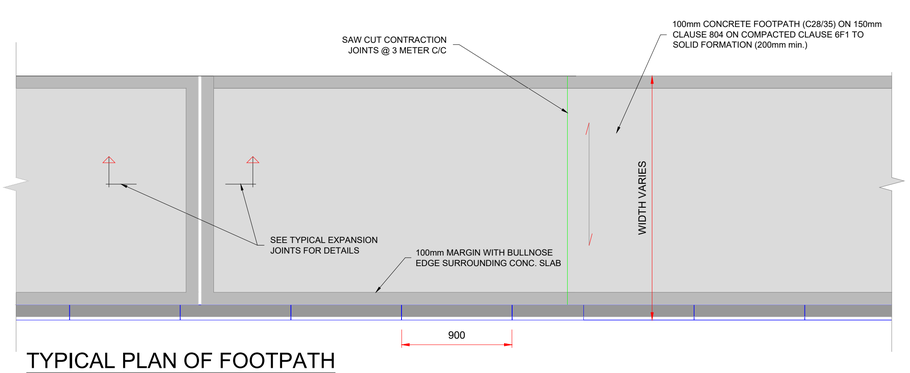

TYPICAL PLAN OF FOOTPATH

SCALE 1:25

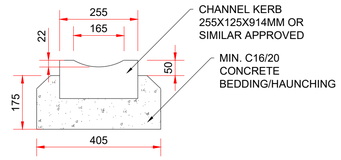

TYPICAL DRAINAGE CHANNEL KERB DETAILS

SCALE 1:10

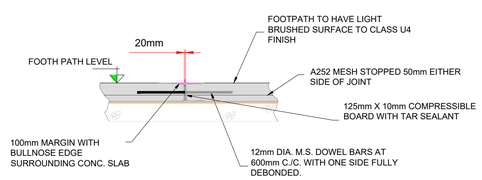

TYPICAL FOOTPATH EXPANSION JOINT - MIN. @ 24m CTRS

SCALE 1:25

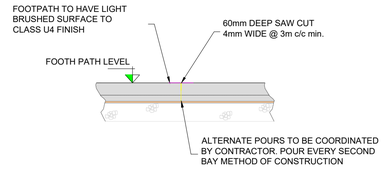

TYPICAL FOOTPATH COUNSTRUCTION/ CONSTRUCTION JOINT - MIN. 3m CTRS

SCALE 1:25

NOTES:

1. FIGURED DIMENSIONS ONLY TO BE TAKEN FROM THIS DRAWING.
2. ALL DRAWINGS TO BE CHECKED BY THE CONTRACTOR ON SITE.
3. ENGINEER/EMPLOYERS REPRESENTATIVE, AS APPROPRIATE, TO BE INFORMED BY THE CONTRACTOR OF ANY DISCREPANCIES BEFORE ANY WORK COMMENCES.
4. THE CONTRACTOR SHALL UNDERTAKE A THOROUGH CHECK FOR THE ACTUAL LOCATION OF ALL SERVICES/UTILITIES, ABOVE AND BELOW GROUND, BEFORE ANY WORK COMMENCES.
5. ALL LEVELS SHOWN RELATE TO ORDNANCE SURVEY DATUM AT MALIN HEAD.

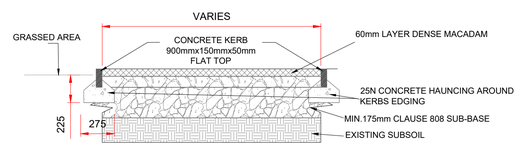

TYPICAL MACADAM FOOTPATH

SCALE 1:25

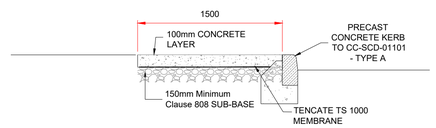

TYPICAL CONCRETE FOOTPATH

SCALE 1:25

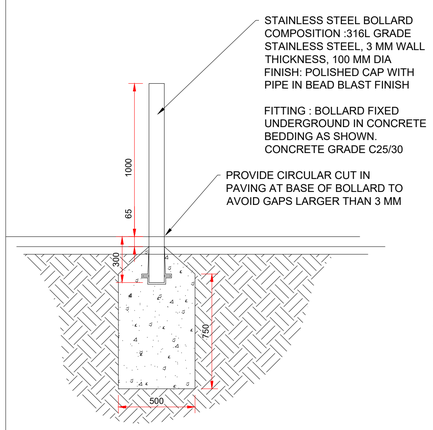

BOLLARD FOUNDATION DETAIL

Scale 1:20

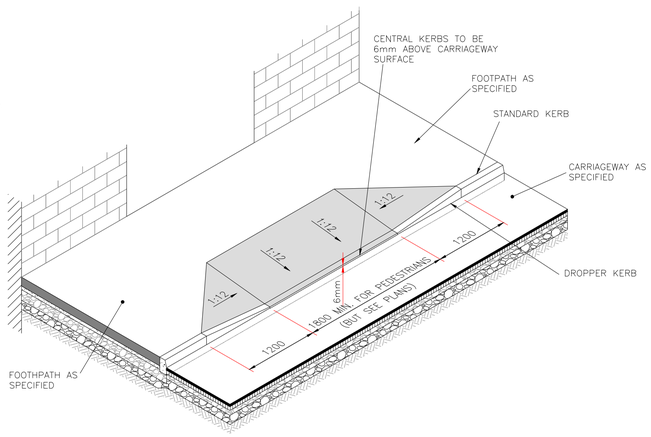

TYPICAL DROPPED KERB GEOMETRY

SCALE 1:50

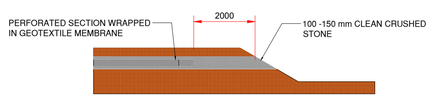

STORM WATER BASIN AND SWALE INLET DETAIL

SCALE 1:100

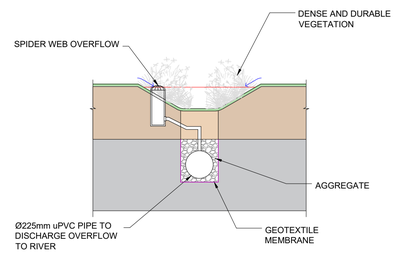

TYPICAL SWALE CROSS SECTION

SCALE 1:25

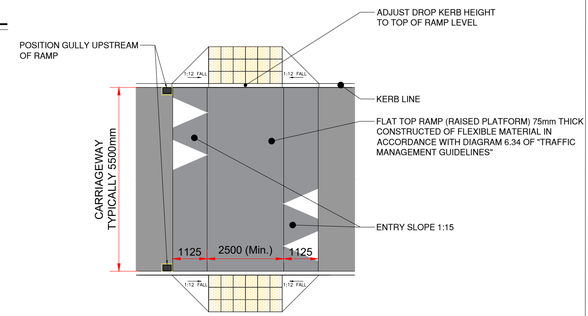

COMBINED RAMP AND PEDESTRIAN CROSSING

SCALE 1:100

Rev	Date	Description	By	Chkd.
P02	15.08.2022	Issued For Planning	PMcC	BH
P01	07.07.2022	Draft Planning	PMcC	BH

Client: Glenveagh Homes

Project: Residential Development Ennis, Co. Clare

Title: Typical Site Works Details

Scale @ A1: As Shown

Prepared by: PMcC | Checked: BH | Date: July 2022

Project Director: Brian Carroll

Drawing Status: Planning

TOBIN CONSULTING ENGINEERS
TOBIN Consulting Engineers,
Fairgreen House, Fairgreen Road,
Galway, Ireland.
tel: +353-(0)91-565211
fax:+353-(0)91-565398
e-mail: galway@tobin.ie
www.tobin.ie

TOBIN Consulting Engineers will not be liable for any use of this document for any purpose other than that for which it was originally prepared and provided. Except where specifically and explicitly agreed in writing by TOBIN Consulting Engineers, as copyright holder, no part of this document may be reproduced or transmitted in any form and this document shall not be relied upon by any third party for any purpose.

Drawing No.: 11269-2131 | Revision: P02